
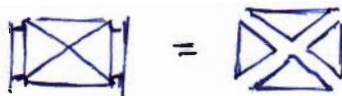


25/4/70 Filmed two rolls with blue horizontal filter strips in matte


With the frozen image use only the more dense filter not the cc.

Frames cut diagonally



26/4/70 Film April segment: each shot 24 or 48 frames


In b/w footage the progression from WA with square matte to the part inside square matte being the entire frame



28/4/70 In filming of frames use the H.A. to show action of hand and on extremely different scale

Perhaps freeze only frames containing person and movement - (pedestrianism, cyclists, cars)

30/4/70 Pulling away the black paper from entire matte box; frame just the square matte




Repeat filming through frame to the hand in focus picking up filter.

1/5/70 Yesterday and today. filmed 4 rolls of frames with matte and filter, and plan another 4 rolls

29/IV/70

1. Grillwack - Meinshewer
2. Man out of doorway
3. Apartmenthouse facade
4. Street with child and woman
5. Cross
6. Potsdamerstrasse
7. Canal
8. Moeckenbrücke
9. S.S. building
10. Reichstag
11. Near B. Zoo
12. Cafe
13. Charlottenburg street St. A.
14. Cyclists
15. Post



17/IV/70

Begin in b/w; intercut filter; superimpose filter; superimpose a intercut frame - from the first location to (about) the fifth.

A balance of two editing rhythms; slow in location quickly in frames.

At the end of the first five locations the introduction of the filmmaker.

Near end of film superimpose dissolving frames in inverse order of scene.

3/5/70

A series of frozen images spliced together

- Shot of hands locked together
- Shot of hand against black coat

30
20
10
40
100

7/5/70

To make a film to be projected at an angle as the isomorphous portrait of Edward VI (illustration from Archeology of the Cinema - Ceram) is seen from the side. (To be used in film of "projection")

For a monthly segment, the ^{quickly} turning of pages of a book with color plates (Beckmann anamorph))

Finished filming for Berlin project yesterday.